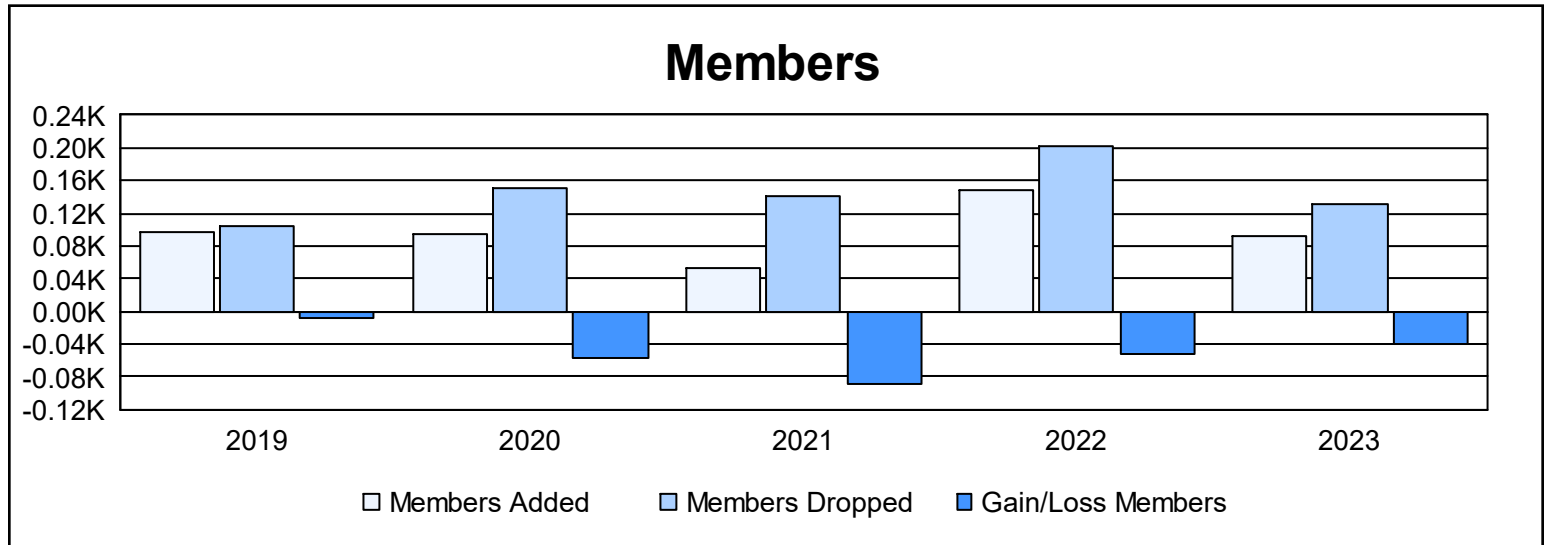
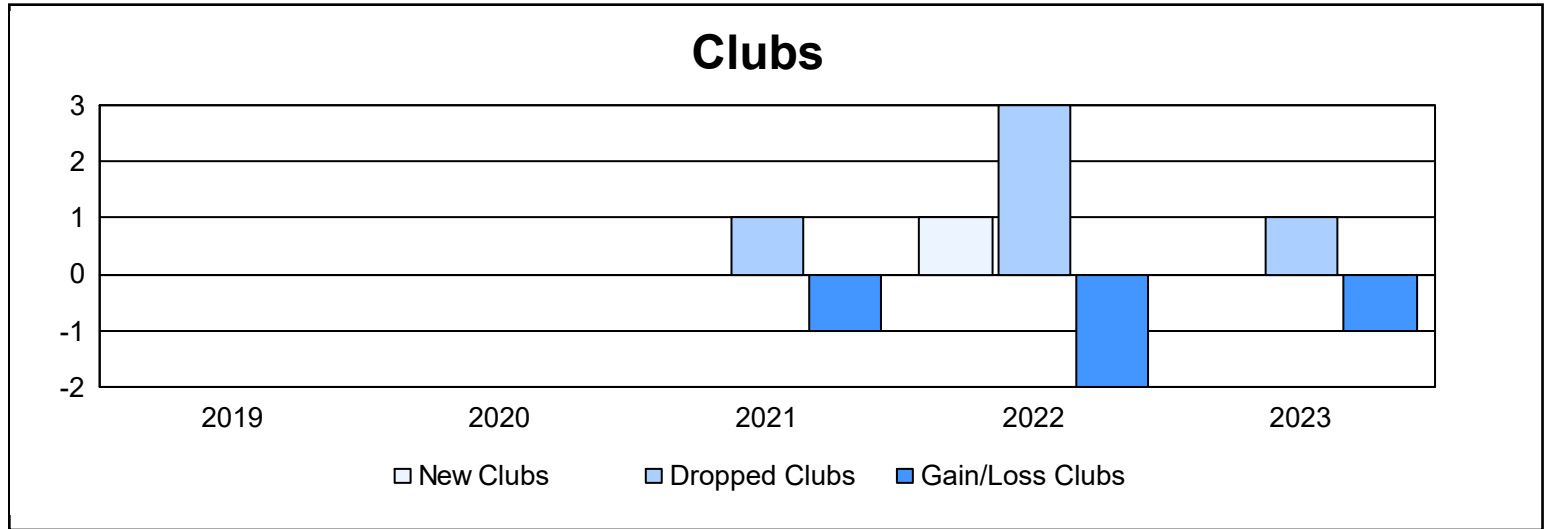
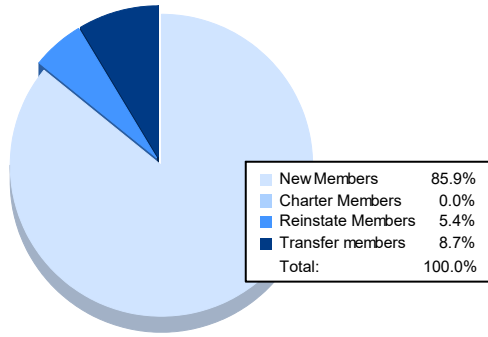


| Year | New Clubs | Dropped Clubs | Gain/ Loss Clubs | New Members | Charter Members | Reinstate Members | Transfer Members | Total Member Added | Total Members Dropped | Gain/ Loss Members |
|----------------|-----------|---------------|------------------|-------------|-----------------|-------------------|------------------|--------------------|-----------------------|--------------------|
| 2018-2019 | 0 | 0 | 0 | 84 | 0 | 8 | 5 | 97 | 104 | -7 |
| 2019-2020 | 0 | 0 | 0 | 81 | 2 | 3 | 9 | 95 | 151 | -56 |
| 2020-2021 | 0 | 1 | -1 | 47 | 0 | 5 | 1 | 53 | 142 | -89 |
| 2021-2022 | 1 | 3 | -2 | 92 | 27 | 27 | 3 | 149 | 201 | -52 |
| 2022-2023 | 0 | 1 | -1 | 79 | 0 | 5 | 8 | 92 | 132 | -40 |
| Average | 0 | 1 | -1 | 77 | 6 | 10 | 5 | 97 | 146 | -49 |



Membership Composition June 2023 Cumulative



Gender Composition June 2023 Cumulative

